

REDEFINE COLOR MANAGEMENT FOR
FLOORING, WALL COVERING AND
BUILDING MATERIAL



PRODUCE CONSISTENT, REPEATABLE RESULTS

- Remove subjectivity from color evaluation
- Ensure uniform assessment throughout the color tinting and manufacturing process
- Compatible with existing standards

REDUCE WASTE AND COST

- Decrease corrections needed in production
- Reduce physical samples required

INCREASE EFFICIENCY

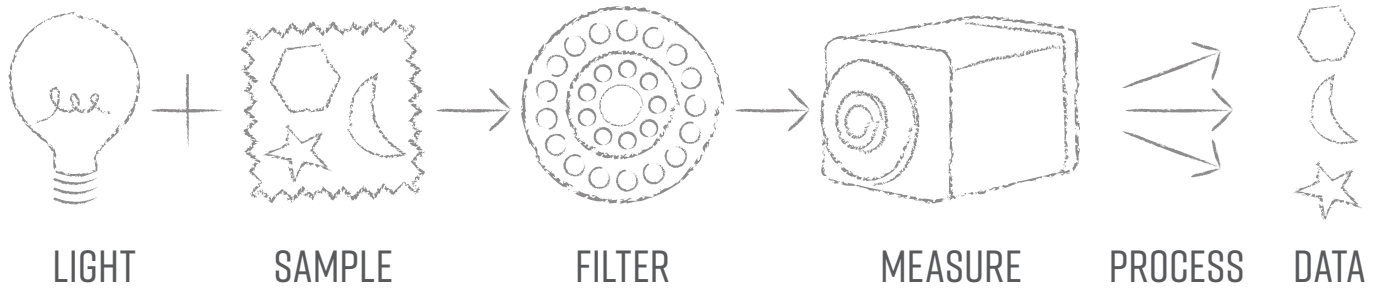
- Reduce the steps to achieve final color approval
- Shorten communication time with digital colorimetric data

Managing color for highly textured or multi color products such as carpet, stucco, wall paper and engineered stone has been very challenging as most of these materials cannot be measured effectively with a traditional spectrophotometer.

Meet the new standard for multi-colored and textured color management: SpectraVision. This industry-transforming technology from Datacolor gives manufacturers an unmistakable advantage in product development and quality control.



HOW SPECTRAVISION WORKS

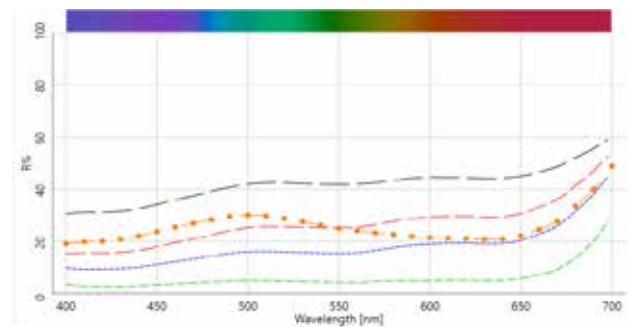
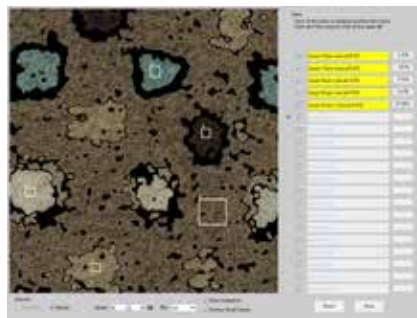


MEASURE The device creates 31 digital images of the sample through 31 filters. The images are used to identify colors and exclude the shadows or any other detail, allowing you to objectively measure the sample for its “true color”.

ASSESS SpectraVision’s software component, Tools SV, allows user to assess the captured data with a variety of features:

- Automatically separate colors for greater efficiency
- Calculate coverage factor for correct color ratios in the final product
- Create color collections for ease of management
- Fine tune assessments with quality parameters, including separation method adjustments, masking tools, border size

COMMUNICATE Shareable files are created for each imaged color region. User defined fields and other data can be exported for reporting



DATACOLOR® SPECTRAVISION

HARDWARE	DESCRIPTION
Spectral Analyzer	Proprietary hyperspectral imaging assembly with 31 narrow bands covering 400 to 700 nm. The imaging is with a scientific 90 db camera with a sCMOS sensor.
Measuring Geometry	Diffuse illumination, 8° viewing in conformance with CIE publication No. 15.2 Colorimetry.
Illumination Source	Pulsed xenon, filtered to provide D65 illumination including UV component.
Sphere	Diameter 152 mm / 6.0 inches, Barium coated
Specular Port	Automated specular included or specular excluded
Wavelength Range	400 – 700 nm
Photometric Range	0 to 200%
Reporting Interval	10 nm
Effective Bandwidth	5 nm
20 Read Repeatability on White Tile Using Two Flashes (CIELAB)	0.03 dE (max)
Inter-instrument Agreement—Reflectance Measurements* (CIEL*a*b*)	0.15 (avg)* 0.25 (max)*
Automated, adjustable UV Calibration	Yes
UV Cutoff Filters	400 nm; 420 nm; 460 nm
Aperture Configuration	Square. 25 mm illuminated/ 22.7 mm viewed
Image Acquisition Time	35 sec
Image resolution	821 by 821
Effective pixel size	27.6 micrometers
Sample Viewing Camera	Yes
Vertical Mount	No
Transmittance	No
Output Operating Software	QTX2, Reflectance Hypercube Tools 2.5, and SDK
Operating Environment	Temperature: 10°C to 35°C Recommended Temperature: 23°C +/- 2°C Maximum Relative Humidity: 20%-85% non-condensing Recommended Relative Humidity: 50% +/-15% non-condensing Altitude: Up to 2,000 meters Do not store above 140°F (60°C) Indoor Use Do not crush, short circuit, mutilate, reverse polarity, disassemble, or dispose. In fire, might cause burns or release toxic materials.
Input Power Requirements	Input Voltage: 100-240VAC Frequency: 50/60 Hz 150 VA Peak
Instrument Dimensions	L 19.9" (50.6 cm) front to back L 21.71" (55.14 cm) sample arm to back H 15.17" x W 12.3" (38.54 cm x 31.3 cm) Weight: 70 lbs (31.75kg)

SOFTWARE	DESCRIPTION
Processor	Intel i7 2 Cores 8 MB Cache 4.6 GHz
Memory RAM	64 GB
Hard Drive	4 TB SSD
Video Resolution	1920x1080 - size of text only 100% supported
DVD Drive	DVD Writer
Ports	Ethernet
Operating System	Windows 8 Pro or Enterprise, Windows 10 Pro or Enterprise
Authenticated Sybase Database, supplied with the system	Sybase 12.0.1 EBF 3994
Optional Textile Database upon request	Microsoft SQL Server 2018, 2012/2016 not supported

Get the full spectrum of possibilities for objective measurement for flooring and wall covering at www.spectravision.datacolor.com